



使用说明书

感谢购买我们的产品!

为了您的安全和能更快地熟练使用产品，使用前请先详细阅读并理解本说明书中所有的安全与使用说明。本说明书内容仅用于使用说明，可能与实际操作本产品时有所不同。谢谢！

JP-05电源提供8路效果器电源输出接口和1路标准USB电源输出接口。8路效果器电源输出接口中其中一路为可选电压输出,可在9V、12V、18V三个档位中进行任意切换,让您可以适配更多的设备。JP-05配备的标准USB接口向外提供5V输出,支持对手机、iPad等移动设备进行供电。

特点

1. 内置7.4V/4400mAh锂电池，可充电使用，充满电时间约2.5小时。
2. 4路DC 9V 100mA输出接口。
3. 3路DC 9V 500mA输出接口。
4. 1路DC9V12V18V可调节输出接口，最大输出电流100mA
5. 拥有电量指示灯提示电量，充满自动停止充电。
6. 1路5V输出USB接口，支持对手机、iPad等移动设备进行充电。


注意事项 安全操作

在您使用JP-05之前，有必要详细查阅以下操作要求

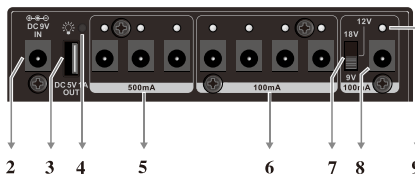
| | |
|--------|--|
| 电池保养说明 | <ol style="list-style-type: none"> 1. 本机内置锂电池，请不要长期亏电存放，长时间亏电存放会大幅降低电池的寿命。当您发现机器因电量过低而关停，应及时充电。如您长时间不使用，请将机器充满电后存放，存放环境温度应在-20℃~55℃。 2. 机器不能在高温高湿环境下使用，不能放在烈日下暴晒，也不能放置在车内或是其他会产生高热量的环境中，工作环境温度应该在-10℃~50℃。 |
| 使用建议 | <ol style="list-style-type: none"> 1. 不使用机器时，请关闭电源开关，如有接上电源适配器使用时，请先关闭电源，再从插座上拔出电源适配器。 2. 本机的每一个输出端口都有独立的输出过载保护或短路保护，如果您并未测量和明确您的设备所需电流的值，应该适当减轻每一路的负载以保证您在使用过程中不至于出现意外的过载保护。比如500mA路使用小于400mA以下的设备，100mA路使用80mA以下的设备。 3. 连接设备接线时请关闭电源。 |

详细的安全说明

1. 只能在本电源所规定的电压和电流范围内使用。
2. 只能使用附带的延长线和转接线。
3. 请勿让本产品淋雨、在水附近或潮湿环境中使用，或将盛有液体的容器放在其上，否则可能会导致液体溅入任何开口。
4. 请避免任何异物（纸张、塑料或金属等）插入或落入本产品的任何间隙或开口。
5. 操作产品时请不要用力过当以免损坏产品。
6. 如果表面脏了，请用干净、干燥的布擦拭。请不要用苯、天拿水、洗涤剂、可燃性抛光剂等液体清洁剂。
7. 该符号用来警告用户-禁止推移在最顶端安放有机器而又无保护措施的可移动机架，谨防最顶端的机器跌落给您带来不必要的人身伤害。为保护您的利益，请使用由该制造厂商所生产或推移的可移动机架、三角架、脚架、固定架、控制台等配件。
8. 请勿打开本设备，试图拆卸其内部零件或进行任何方式的改造。本设备不含任何用户可自行修理的零件。若出现异常，请立即停用，并请专业的维修人员进行检修。
9. 请不要把本设备和生活垃圾一同丢弃。正确的处理可以减少环境污染和健康危害。正确的处理方法各地不同，所以详情请联系各地。
10. 本产品根据严格的产品规格生产，在特定的区域本产品可用。如果您是通过网络购买、邮件订单、或电话销售，请验证您所在的区域本产品能够使用。在任何未被验证的区域使用本产品都是危险的，并且不再享受厂家或经销商的保修权利。同时也请保留好发票作为购买证据，否则不享受厂家或经销商的保修权利。
11. 为防止触电，非本公司授权人员，严禁拆开机壳。请勿自行确定在产品上使用或安装替代器件，或执行任何未经授权的修改。产品内部无操作人员可正常使用之部件，若需维修服务，请联系接受过培训的专业人员。
12. 请参考本手册中特定的警告或注意事项信息，以避免造成人体伤害或产品损坏。



1



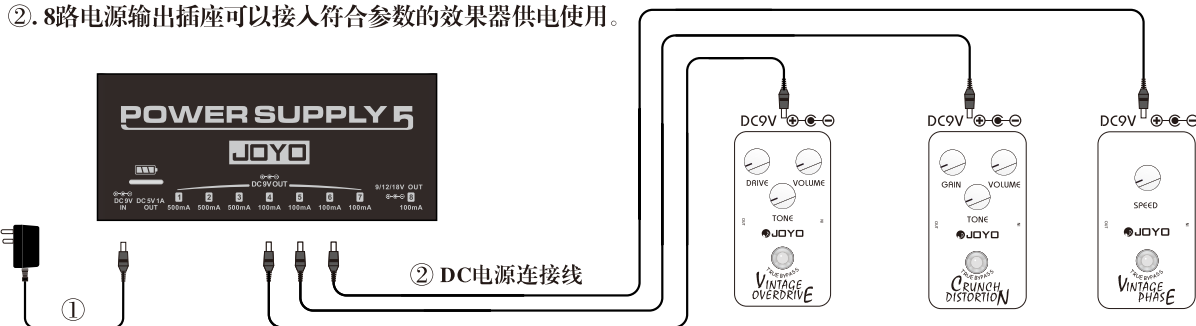
10



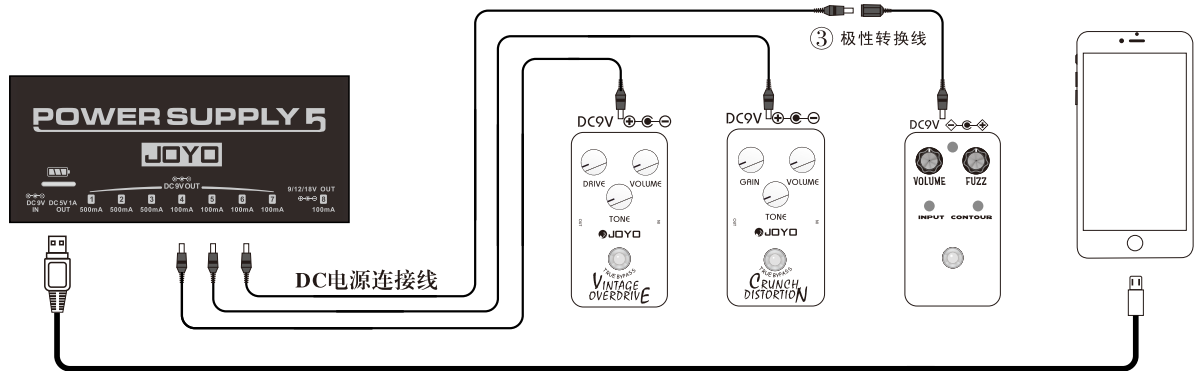
10

连接方式

- ①. 在需要充电时，可使用本机附带的适配器插入DC 9V In接口。
- ②. 8路电源输出插座可以接入符合参数的效果器供电使用。



- ③.如果您的设备电源极性是外负内正，您可以使用附带的反极性转换线。



- ④.可以为手机、iPad等智能设备充电

包装清单

电源:1个(产品尺寸:146*65*35mm 重量: 620g)

说明书:1份

9V/2A电源适配器：1个

DC连线:8条 (插头大小: 外径5.5mm, 内径2.1mm)

反极性转接线:1条 (插头大小: 外径5.5mm, 内径2.1mm)

卓乐产品服务政策

一、在正常使用产品过程中，如果产品出现非人为损坏的性能故障，自购买之日起，消费者享有保修服务，保修期为12个月。

二、有下列情况之一者，消费者不能享受保修权益。

1. 人为损坏；2. 超过保修期；3. 无保修卡及有效发票，但能够证明产品在保修期内的除外；4. 保修卡与产品型号不符，或保修卡被涂改；5. 未按说明书要求使用、维护、保养而造成产品损坏；6. 未经卓乐公司授权，擅自拆卸、维修产品、或浸水、摔坏产品；7. 其他不可抗力造成的损坏。

三、卓乐服务信息

消费者服务热线：0755-29765390

更多信息请访问： www.joyochina.cn

卓乐产品保修卡

| | | | |
|--------|----------|------|--|
| 产品型号 | | SN号码 | |
| 用户信息 | 姓名 | 购机日期 | |
| | 电话 | | |
| | 地址 | | |
| 销售单位信息 | 发票号码 | | |
| | 名称（加盖公章） | | |
| | 地址 | | |
| | 电话 | | |



品牌:JOYO 名称:电源
执行标准:QB/T 4491-2013
制造商:深圳市卓乐科技有限公司
地址:广东省深圳市宝安区新安三路陆氏工业大厦2楼 邮编:518133
售后服务热线:0755-29765390

| | |
|-------|-------|
| 产品合格证 | |
| 检验结论 | 合格 |
| 检验员号 | QC 01 |
| 日期 | |



Owner's manual

Thank you for purchasing this product!

In order to use this product properly and safely, please read this owner's manual carefully before operating this product, and keep it for future reference.

JOYO's JP-05 power supply has 8 DC outputs and 1 standard USB output, one of the 8 outputs can be switched between 9V, 12V and 18V for the odd pedals in your collection that just want a little bit more voltage. The 5V USB output enables you to load your cell phone, iPad and other portable devices.

Features:

1. With a built-in 7.4V/4400mAh rechargeable lithium battery pack, charging time is about 2.5hrs.
2. 4 DC 9V 100mA outputs.
3. 3 DC 9V 500mA outputs.
4. 1 DC 9V/12V/18V adjustable output, maximum output current is 100mA.
5. With battery level indicator. It stops charging automatically when it is fully charged.
6. One 5V output USB port, compatible for charging cell phones, tablets and other portable devices.

Safety instructions:

Read this manual carefully before operating JP-05.


| | |
|-------------------------------|--|
| Battery's maintenance: | <ol style="list-style-type: none">1. With built-in lithium battery, please don't keep the battery in insufficient voltage state for a long time, as it results in reducing the battery life. Please charge the product in time when you notice it turns off due to out of battery. If the battery is not to be used for a long time, please have a full charge first and then keep it at the temperature of -20°C-55°C.2. Don't use it at high temperature or humid environment, nor expose to strong sunlight. Don't keep it in the car or other environments bring about heat, and the operating temperature is -10°C-50°C. |
| Instructions: | <ol style="list-style-type: none">1. Please make sure the On/Off switch is set to OFF position if the product is not in use. If also use a power adapter, please turn off the switch first, and then unplug the power adapter.2. Each output interface features independent output overload protection and short-circuit protection, if you're not sure about the exact current of your device, then you need to reduce each output's load so as to avoid abrupt overload protection during use, for example, use the devices less than 400mA when using 500mA output, and use the devices less than 80mA when using 100mA output.3. Please turn it off when connecting to the cables. |

Detailed safety instructions:

1. It can only be used within the voltage and current range of this power supply.
2. Use the attached extension cord and conversion cable only.
3. Don't use it in the rain, near water or damp areas, don't drop water or other liquid substance into this product.
4. Make sure there is no paper, plastic, metal or other solid object falls into any of the ventilation openings.
5. Do not collide, throw or vibrate this product.
6. Clean only with a clean dry cloth. Don't use inflammable substances such as benzene, thinner, detergent and so on.
7. This symbol is intended to alert the user---Use only with the cart, stand, tripod, bracket, or table specified by The manufacturer, or sold with the apparatus. When a cart is used, use caution when moving the cart/apparatus combination to avoid injury from tip-over.
8. Do not open the case for any reason, please switch it off and contact professional maintenance men if it malfunctions, and this product doesn't contain any spare parts for users to do-it-yourself.
9. Don't dump this product with household garbage. Proper treatment can reduce pollution and health hazards. Please contact your local dealer for correct approaches.
10. This product is produced according to strict product specifications, and is supposed to be used in specific areas. If you purchase it online, by mail order or telephone sales, please verify your area is authorized to use this product. It's dangerous to use this product in any unqualified area and you will no longer enjoy the factory warranty. Besides, please keep your invoice as proof of purchase for after-sales service.
11. To avoid electric shock, please ask professional maintenance men to open the cabinet. Don't replace any components by yourself, please contact professional maintenance men for maintenance service.
12. Heed all warnings so as to avoid harm or product damage.



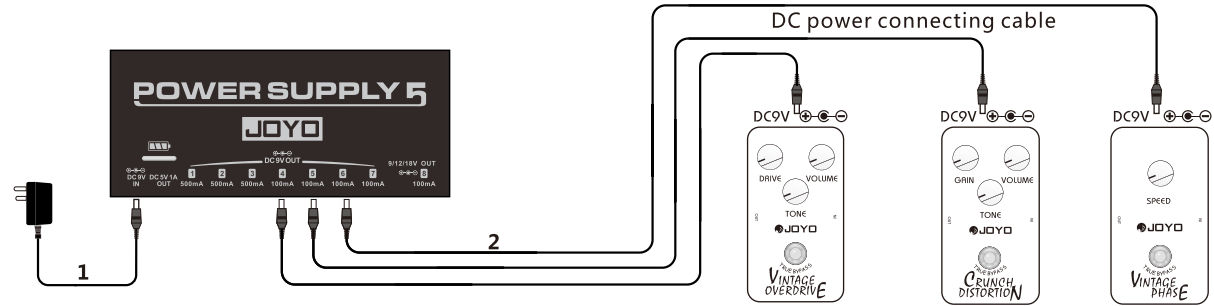
Parts' names and functions:



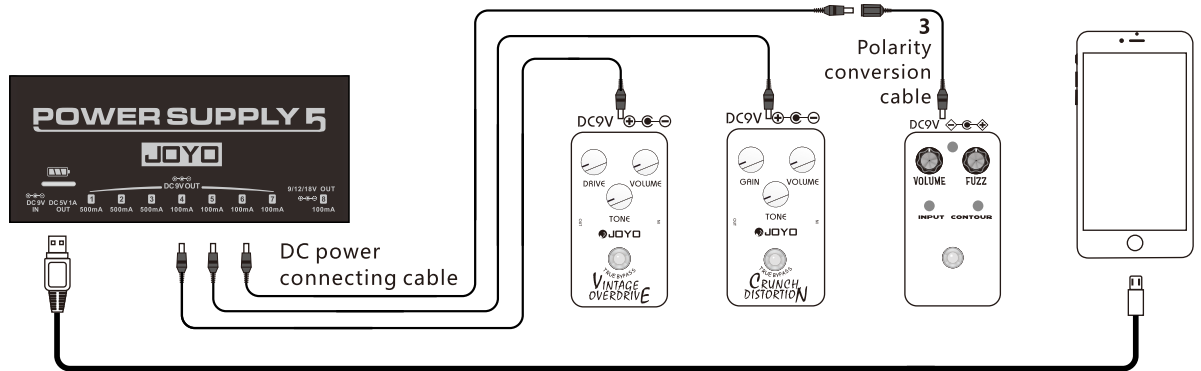
7. **Power switch:** used to control the 8th power voltage, slide the switch to 9V position, the 8th power output is DC9V, slide the switch to 12V position, the 8th power output is DC12V, slide the switch to 18V position, the 8th power output is DC18V.
8. **The 8th DC output socket:** DC9V/12V/18V power output, it can be switched to DC9V output, DC12V output or 18V controlled by switch. Center minus, the maximum output current is 100mA, suitable for effects pedals with low current, and please don't connect to effects pedals with over 100mA on the 8th DC output socket.
9. **LED power indicator:** each DC output socket has a related LED power indicator, the LED power indicator goes out if any output overloads or short-circuit protected.
10. **Power switch:** turn on or turn off the product.

How to connect?

1. When you need to charge the product, please plug the attached power adapter into the DC 9V In interface.
2. Outputs 8 sockets can connect with compatible effects pedals.



3. Please use the attached reversed polarity cable if your equipment is center positive.



4. It can charge cell phone, iPad and other portable devices.

Packing list:

Power supply: 1 piece (dimensions:146*65*35mm , weight:620g)

Owner's manual: 1 piece

9V/2A power adapter: 1 piece

DC Cable: 8 pieces (plug's size: outside diameter:5.5mm , inside diameter: 2.1mm)

Reversed polarity cable: 1 piece (plug's size: outside diameter:5.5mm , inside diameter:2.1mm)

JOYO TECHNOLOGY CO.,LTD

Address: 2/F, Lushi Industry Building, 28th District, Bao'an, Shenzhen, 518133 China.
www.joyoaudio.com Email:info@joyoaudio.com Tel: 0086-755-29765381

JOYO Technology is committed to guarantee the highest quality standards. All Technical Parameters or pictures are only for your information, subject to the actual products.