

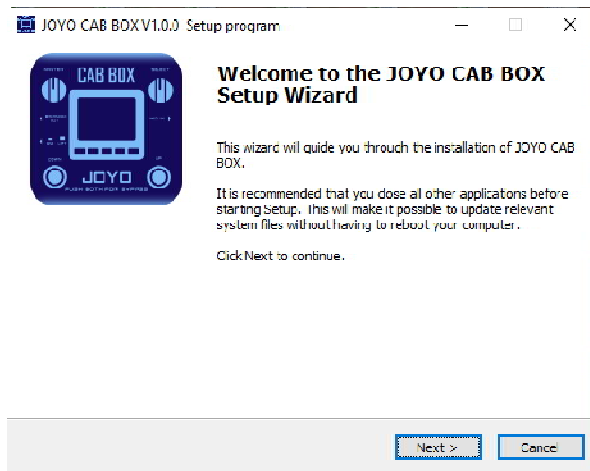


The JOYO cab box software can be used on both Mac and PC for use with the JOYO Cab Box Cab sim and IR Loader.

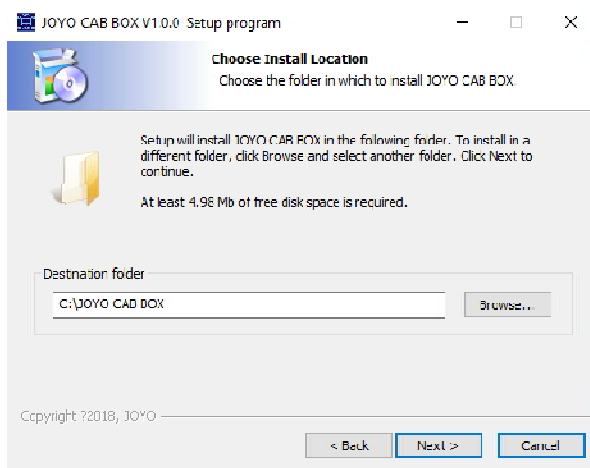
The software can be used whilst connected to the computer, for easier control when using the Cab box in the studio set up.. Changes made are instant to the cab box environment.

Download your software version from JOYOAUDIO.co.uk

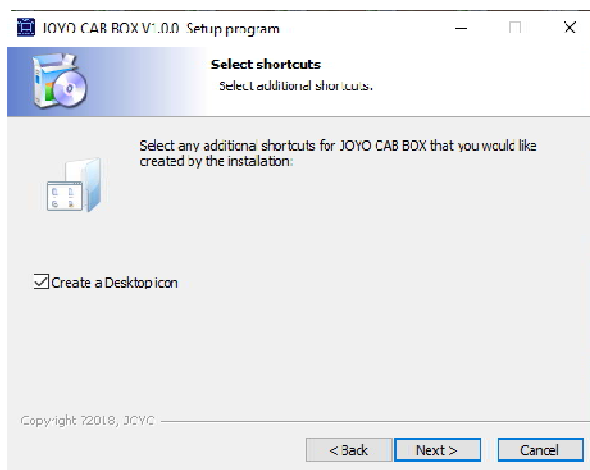


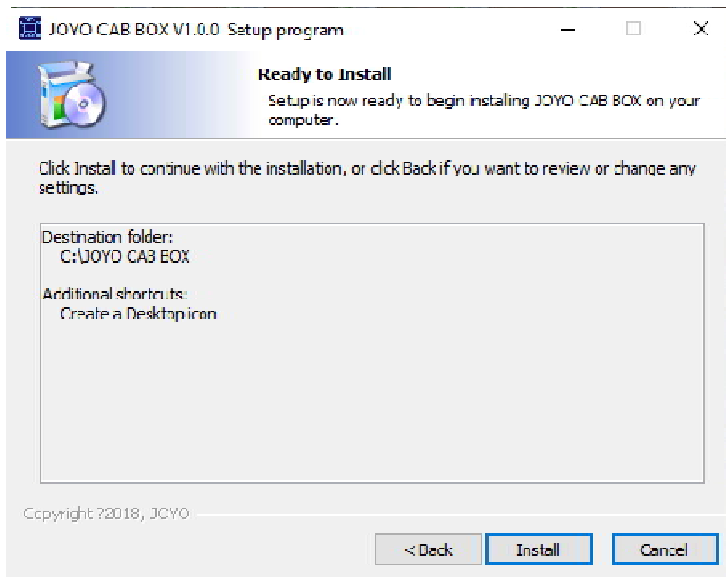


Launch the set up program and select the installation location. In this version we are using a PC.

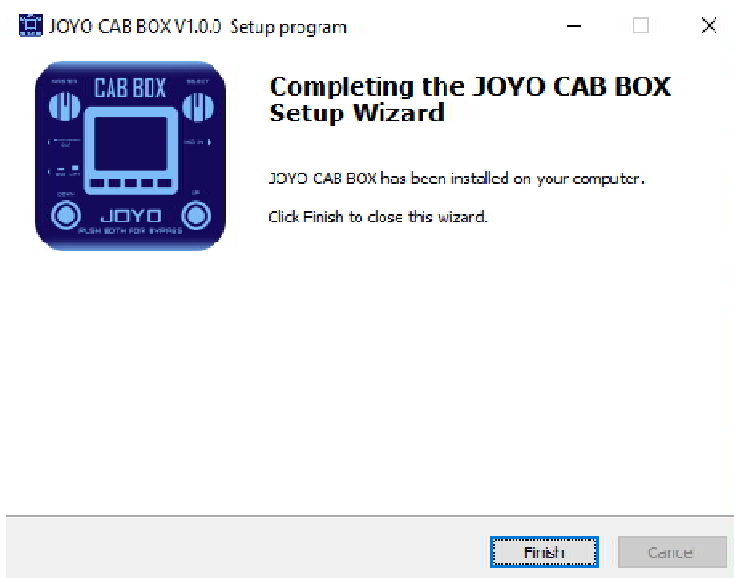


Create a Desktop Icon





Wait a bit...



Done,

Connect the JOYO CAB Box to your PC with the supplied USB cable and power it with a suitable power supply. Windows will automatically install drivers.

The application can be launched from the Desktop and will only launch when connected.



When the software is launched you will see the Graphical User Interface. GUI. When changing setting here the JOYO Cab Box can be controlled live from the GUI.

Here you can select the different parts of the Cab box set up option.

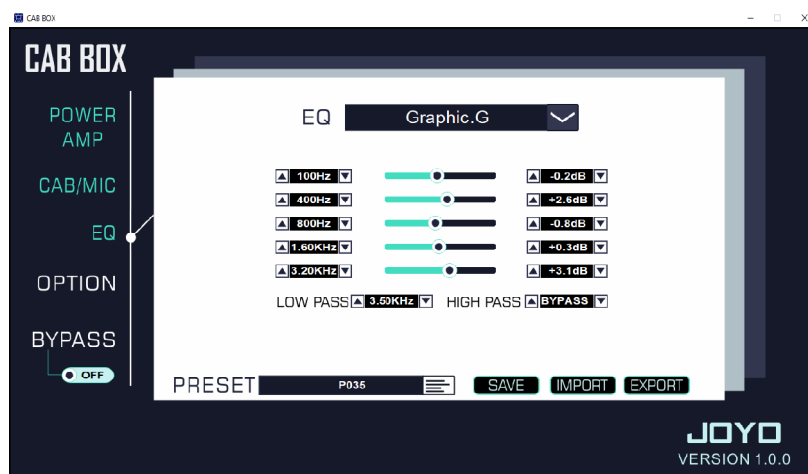
Power Amp – selecting tubes



Cab/Mic – selecting Cabs & IR files



EQ – adjusting EQ



Option – Visit JOYO website.

Bypass – ByPass mode.

Changes can be made to any of the settings, presets and also exported to use later.

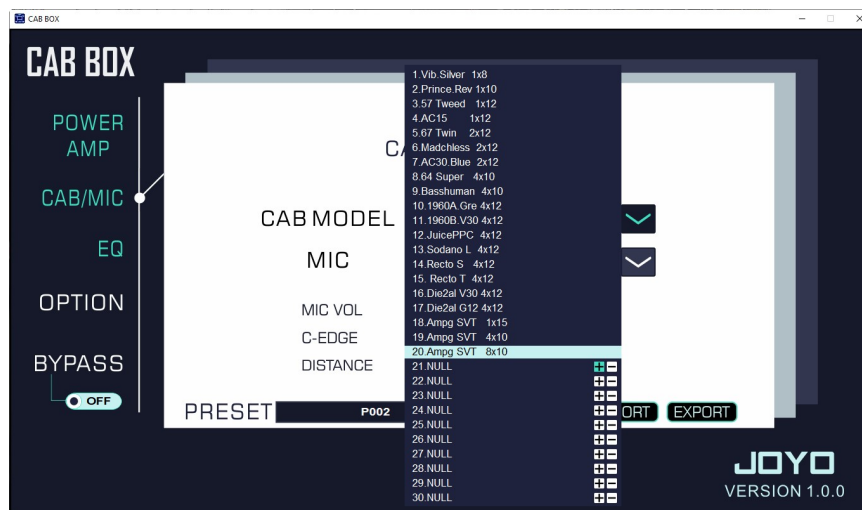
IMPORT IR FILES

The JOYO cab box allows the import of third party and saved IR files.

IR (Impulse Response) files are in the format of .WAV files

To import an IR file into the JOYO CAB box, first select the Cab/Mic option then the preset number you would like to import/overwrite.

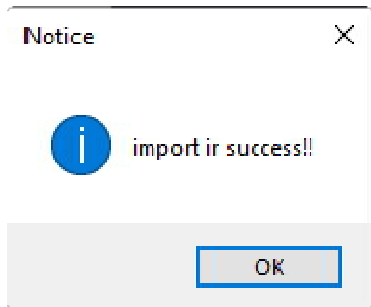
In the drop down box, select the + icon next to an empty preset.



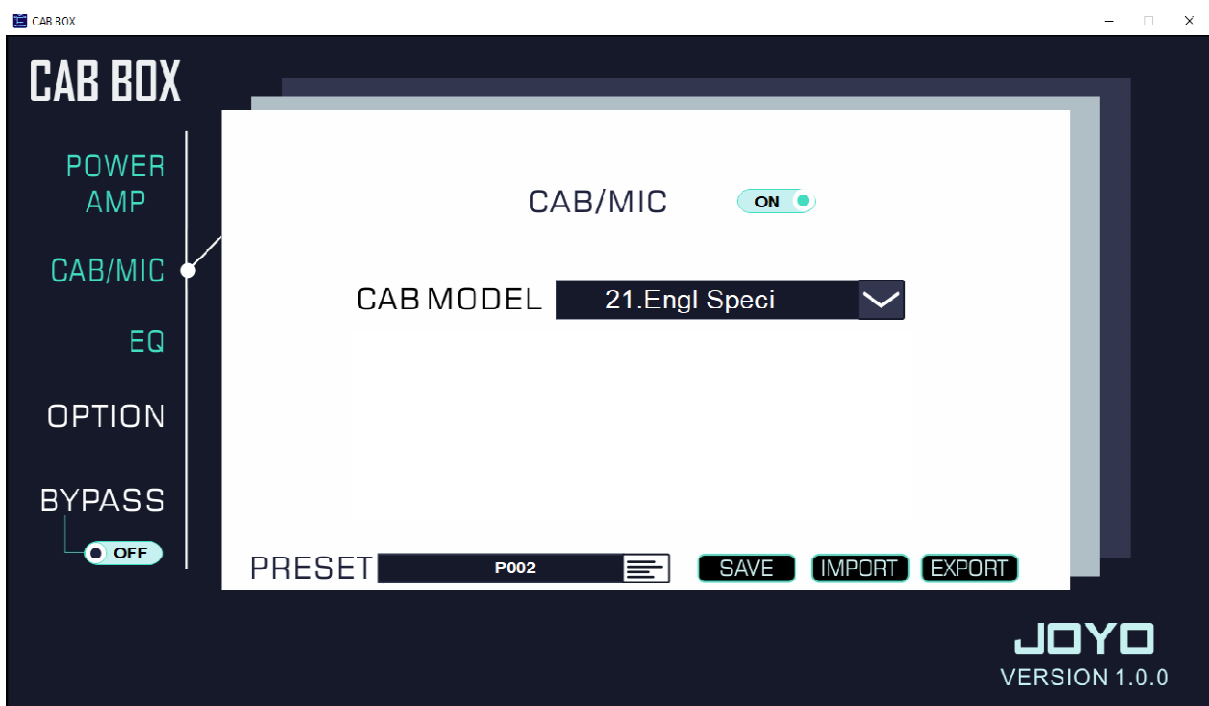
Locate your IR .wav file to import.

Name	Date modified	Type	Size
celestial vintage30 - cenzo townshend ...	22/01/2019 10:13	File folder	
Free cabs	22/01/2019 10:13	File folder	
Fremen	22/01/2019 10:13	File folder	
Iced Earth	22/01/2019 10:13	File folder	
IR	22/01/2019 10:13	File folder	
IR2	22/01/2019 10:13	File folder	
mayer	22/01/2019 10:13	File folder	
MY MIX IR'S	22/01/2019 10:13	File folder	
presets	22/01/2019 10:13	File folder	
002 impulse blend +.wav	22/01/2019 10:13	WAV File	94 KB
best_impulse_eroticnightmaresL.wav	22/01/2019 10:13	WAV File	4 KB
best_impulse_eroticnightmaresR.wav	22/01/2019 10:13	WAV File	4 KB
Engl Special Edition.wav	22/01/2019 10:13	WAV File	29 KB
KP-CAB-IR.wav	22/01/2019 10:13	WAV File	106 KB
Mesa Recto SM57.wav	22/01/2019 10:13	WAV File	146 KB
Taylor 314ce - Shure SM57.wav	22/01/2019 10:13	WAV File	3 KB

When the file has imported the following message will be displayed.



The new Cab model will be loaded into the JOYO CAB BOX and should be SAVED.



Save to location



The Cab IR is now loaded and ready to test!



JOYO UK Address:

JOYO Audio UK Limited
173 Egerton Walk
Bolton Road
Walkden Town Centre
Manchester
M28 3ZH
England

Tel: +44 0161 799 2300

Find us on Network

- [JOYO UK Facebook](#)
- [Instagram](#)
- [Twitter](#)
- [Google +](#)
- [You Tube](#)
- [Pinterest](#)
- [Soundcloud](#)